

Co-funded by the
Erasmus+ Programme
of the European Union


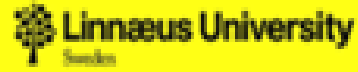
DIGIHEALTH

Problem Based Learning

[*mailto:digihealth.education@gmail.com*](mailto:digihealth.education@gmail.com)

Erasmus+ Capacity Building in Higher Education 598243-EPP-1



2018-1- SE-EPPKA2-CBHE-JP



Co-funded by the
Erasmus+ Programme
of the European Union

Questions

- What is BPL?
- When to use PBL?
- The nine steps to BPL



Co-funded by the
Erasmus+ Programme
of the European Union


What is PBL

Real-world problems

Constructivism

Active Experimentation


Reflective Observation



Co-funded by the
Erasmus+ Programme
of the European Union

PBL Steps

1. Preparation (Prep)
2. Meet the Problem (MTP)
3. Know/Need to Know/Ideas (KNKI)
4. Problem Statement (PS)
5. Information Gathering & Sharing (IGS)
6. Generate Solutions (GS)
7. Determine Best-fit Solution(s) (BFS)
8. Prepare and Present Solution (PPS)
9. Debrief the Problem (DB)



Co-funded by the
Erasmus+ Programme
of the European Union

The Problem